

FFP - Fidelux Premier Flat Panel Series

Product Description

Fidelux FFP Premier series LED dimmable panels provide a simple 0-10v solution that is compatible with stand alone 0-10v dimmers as well as larger lighting control systems. Designed for drop in ceilings the FFP series panels are high performance , Edge Lite and are the ideal energy-efficient replacement for fluorescent fixtures in office, schools, hospitality, healthcare, and other commercial and industrial applications. FFP panels are available in 1'x4', 2'x2', and 2'x4' models in 3000k, 3500k, 4000k, and 5000k correlated color temperatures.

Features & Benefits

- Ease of installation and low maintenance
- Ultra-thin, Edge Lite, white profile - depth just 0.31"
- Factory installed EM pack

Mounting Options

- Recessed T-Bar
- Suspension Kit (hooks and 6ft cables included as standard in all fixtures)
- Surface Mount
- Drywall Kit

Regulatory & Voluntary Qualifications

- UL, Damp location certified, Indoor only
- Most of our products are DLC listed, qualifying them for the highest rebates. Please check individual product specs for DLC status. Refer to DLC website by clicking this link: <https://www.designlights.org>



Performance Summary

Efficacy Up To: 131 l/pw

CRI up to: 84 cri

CCT: 30/35/40/50K

Dimming: 0-10v@ 5% Dim

Temp: -25° - +55°C Ambient Input

Voltage: 100-277vac



Operating Frequency: 50 / 60Hz Power

Factor up to: 0.99

Dimension: 1x4, 2x2, 2x4

L70 Lifetime Hrs up to: 122,000+ (TM21)

Edge Lite: Yes



FFP Series Specification Summary

DATA SOURCE	DLC	DLC	DLC	DLC	DLC
Product Number	FFP14-32W	FFP22-20W	FFP22-32W	FFP24-32W	FFP24-38W
Nominal Efficacy l/pw	128 l/pw	131 l/pw	124 l/pw	130 l/pw	127 l/pw
Input Power: Watts	31.6	18.7	31.9	30.5	38.1
Lumens @ 3000K	3400	2380	3895	3995	4695
Lumens @ 3500K	3500	2380 (No DLC)	3950	4000(No DLC)	4700
Lumens @ 4000K	3500	2430	3950	4100	4760
Lumens @ 5000K	4060	2445	3957	3961	4842
Qualifications	ETL, DLC 4.2 Premium, Damp location	ETL, DLC 4.2 Premium, Damp location	ETL, DLC 4.2 Premium, Damp location	ETL, DLC 4.2 Premium, Damp location	ETL, DLC 4.2 Premium, Damp location
CRI	83	82	84	83	84
CCT/Kelvin Temp Options	30/35/40/50K				
Dimming	0-10V@ 5%				
Input Voltage Options	100-277vac				
L70 Lifetime Hrs (TM21)	122,000+ Hrs @ L70 (TM21)				
Beam/Field Angle	120°				
Power Factor	0.91	0.93	0.99	0.92	0.99
THD @ 120vac	16.3%	19.1%	14.3%	17.9%	17.1%
Ambient Working Temp	-25°C to +55°C Ambient				
Max Dimensions (in)	47.63" x 11.81"	23.74" x 23.74"	23.74" x 23.74"	23.74" x 47.63"	23.74" x 47.63"
Total Weight	12lbs	12lbs	12lbs	24lbs	24lbs
Limited Warranty	10 Yrs.				

Notes

Values are nominal unless noted +/- 5%
Specifications change without notice

FFP Series Product Ordering Guide

Example: FFP22-32W-40K-UNV-D

Product	CCT/Color Temp	Voltage	Controls & Dimming	Emergency Backup
FFP14-32W	30K (3000 Kelvin)	UNV (120-277V) STD	D (0-10v Dimming) STD	Blank (No EM)
FFP22-20W	35K (3500 Kelvin)			EM15 (Emergency backup 15w-90min.)
FFP22-32W	40K (4000 Kelvin)			
FFP24-32W	50K (5000 Kelvin)			
FFP24-38W				

Factory Installed Options

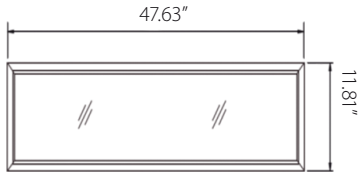
EM15	15 Watt adjustable - 90 Min. Emergency Pack option
SC (set4)	Lay in Troffer/ Panel Support Clip <i>(Ordered separately as needed 4 per fixture)</i>

Field Installed Mounting Options

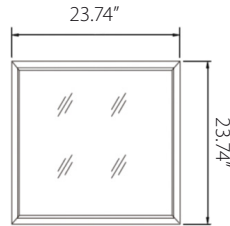
SUK14	1x4 Suspension Kit (4-6 hooks & aircraft cable with hardware) <i>Included with fixture as standard Item.</i>
SUK22	2x2 Suspension Kit (4-6 hooks & aircraft cable with hardware) <i>Included with fixture as standard Item.</i>
SUK24	2x4 Suspension Kit (4-6 hooks & aircraft cable with hardware) <i>Included with fixture as standard Item.</i>
SMK14	1x4 Surface Mounting Kit - see mounting instructions sheet for details
SMK22	2x2 Surface Mounting Kit - see mounting instructions sheet for details
SMK24	2x4 Surface Mounting Kit - see mounting instructions sheet for details
DWK14	1x4 Drywall Mounting Kit - consult factory
DWK22	2x2 Drywall Mounting Kit - consult factory
DWK24	2x4 Drywall Mounting Kit - consult factory

FFP Series Design Details & Photometry

FFP14 (1x4)



FFP22 (2x2)



FFP24 (2x4)



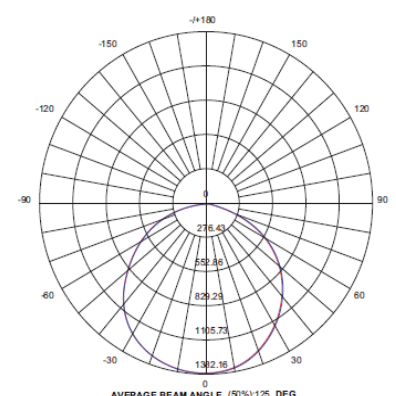
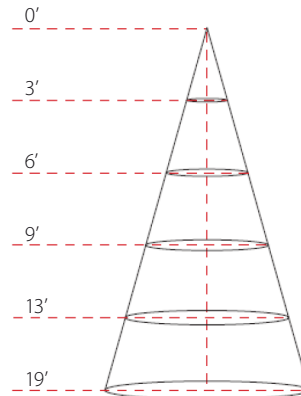
Photometry

FFP22-32W-50K-UNV-D

Luminaire photometry has been conducted by a NVLAP accredited testing laboratory in accordance with IESNA LM-79-08. IESNA LM-79-08 specifies the entire luminance as the source resulting in a luminaire efficiency of 100%.

Zonal Lumen Density											
Y	Avg. I (CD)	Zonal F (LM)	Sum F (LM)	Eff Flux (%)	Eff Sum (%)	Y	Avg. I (CD)	Zonal F (LM)	Sum F (LM)	Eff Flux (%)	Eff Sum (%)
0	1339.874	0	0	0%	0%	95	0	4.850	3866.005	0%	100%
5	1333.832	31.963	31.963	.827%	.827%	100	0	0	3866.005	0%	100%
10	1316.660	94.816	126.780	2.453%	3.279%	105	0	0	3866.005	0%	100%
15	1286.927	154.443	281.223	3.995%	7.274%	110	0	0	3866.005	0%	100%
20	1246.699	208.806	490.029	5.401%	12.675%	115	0	0	3866.005	0%	100%
25	1196.296	256.225	746.254	6.628%	19.303%	120	0	0	3866.005	0%	100%
30	1134.763	294.997	1041.252	7.631%	26.934%	125	0	0	3866.005	0%	100%
35	1064.165	323.808	1365.059	8.376%	35.309%	130	0	0	3866.005	0%	100%
40	958.142	341.911	1706.971	8.844%	44.153%	135	0	0	3866.005	0%	100%
45	897.214	348.534	2055.504	9.015%	53.169%	140	0	0	3866.005	0%	100%
50	801.177	343.185	2398.689	8.877%	62.046%	145	0	0	3866.005	0%	100%
55	699.575	326.314	2725.002	8.441%	70.786%	150	0	0	3866.005	0%	100%
60	592.090	298.565	3023.567	7.723%	78.209%	155	0	0	3866.005	0%	100%
65	482.379	261.205	3284.772	6.756%	84.965%	160	0	0	3866.005	0%	100%
70	370.919	216.061	3500.833	5.589%	90.554%	165	0	0	3866.005	0%	100%
75	261.049	165.186	3666.019	4.273%	94.827%	170	0	0	3866.005	0%	100%
80	156.267	111.662	3777.681	2.888%	97.715%	175	0	0	3866.005	0%	100%
85	66.288	60.473	3838.155	1.564%	99.279%	180	0	0	3866.005	0%	100%
90	17.713	23	3866.005	.595%	99.874%						

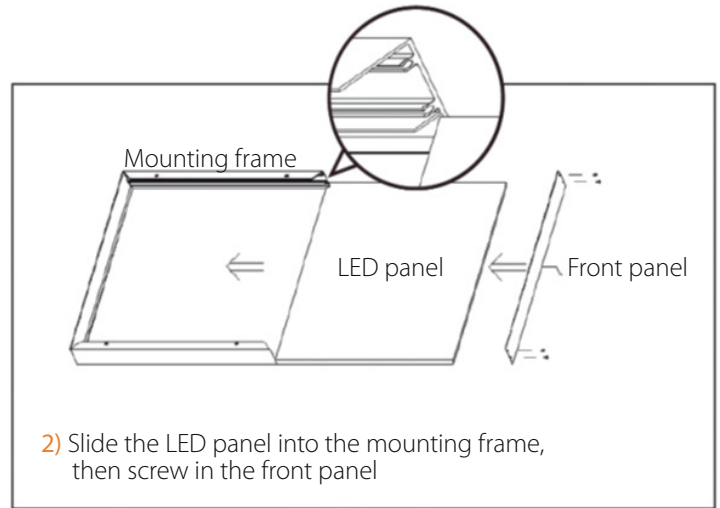
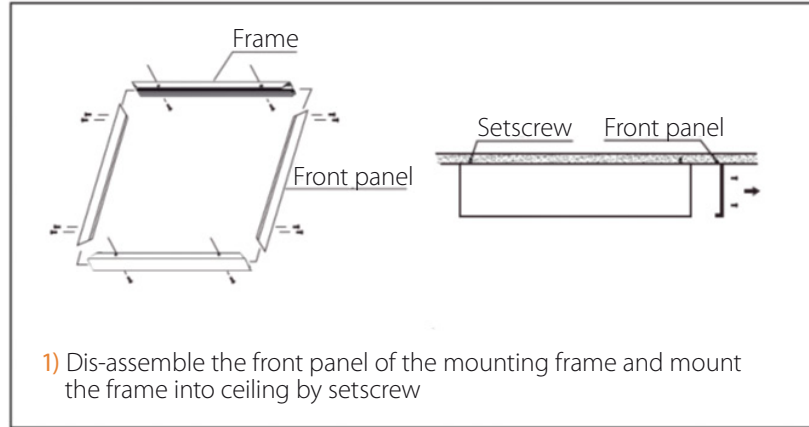
Height	Average Lux (Lx)	Light Range (Dia.)
3'	654.3	10'
6'	180.1	20'
9'	80	30'
13'	45.1	40'
19'	19.9	60'



FFP Series Installation Instructions

For all FFP Series Flat Panel Product

Surface Mount Kit (ceiling)



Wiring Diagram

