



FSPG Fidelux Smart Parking Garage Series

DIM TO OFF

12-24V
AUXILIARY
POWER

Product Description

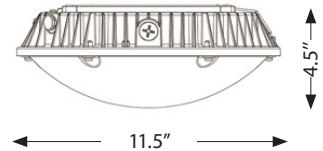
Fidelux takes the lead in the industry with FSPG Smart Parking Garage fixtures, designed to deliver a wide beam spread and uniform, low-glare illumination. The FSPG Series improves safety and delivers excellent performance with low energy consumption to deliver exceptional payback.

Industry-leading premium drivers feature dim-to-off functionality and a 12-24V auxiliary output, allowing easy and rapid integration of your controls.

The Fidelux FSPG Series provides years of reliable operation in environments requiring protection from dust and liquids

Dimensions

3/4" Threaded top KO



Features and Benefits

- Up to 150 lm/W
- Rugged finish resists tough environments and corrosion
- 10kVA Surge protection standard
- Dim-to-off driver
- Driver features 12-24V auxiliary output
- Uniform bat-wing distribution
- Excellent thermal management
- 5 Year warranty

Mounting

- Surface (standard, includes mounting plate)
- Surface with side wiring
- Pendant

Construction

- ADC12 Die-cast aluminum housing
- TGIC powder coating
- High impact PC lens

Listings

- UL Wet Location
- DLC Premium



Products featuring the **Auxiliary Power** badge allow wide flexibility in choice of your controls.

For additional functionality, the FSPG Smart Parking Garage Sensor Series offers programmable factory-installed microwave sensor with motion and daylight sensing. Please visit our website or contact us for more information.

FSPG Series Product Ordering Guide

Example: FSPG-40W-50K WH-SW6

Series	CCT	Voltage	Dimming		Mounting
FSPG-25W (25W) FSPG-40W (40W) FSPG-60W (60W) FSPG-65W (65W)	40K (4000K) 50K (5000K)	120-277V STD	0-10V Dim-to-off STD	White STD	Surface Mount Plate STD Pendant Mount STD (3/4" Threaded KO for Rigid Pipe /Pendant Mount on back center. Comes standard with 12" cables.) SW6 (6ft 14/2 SJ cord with weather proof connector from 1/2" KO from side of fixture) Consult Factory

FSPG Series Performance Summary

	FSPG-25W	FSPG-40W	FSPG-60W	FSPG-65W
Efficacy lm/W @5000K	139.3	139.9	139.7	149.7
Lumens @4000K	3556	5732	8629	9998
Lumens @5000K	3564	5737	8644	10,000
CRI	83	83	83	84
Power Factor @ 5000K	>0.90			
THD @ 120VAC	<15.0%			
CCT/Kelvin Temp Options	40K / 50K			
Voltage	100-277VAC			
Driver	Dim-to-off / 12-24V aux output			
Dimming	0-10V			
Listings/Qualifications	UL, DLC 4.4 Premium, Integral controls, Continuous Below ≤10%			
L70 Lifespan	100,000 Hours			
Ambient Working Temp	-40°F to 104°F (-40°C to +40°C)			
Weight	6.6 lbs			
Max Dimensions (in)	11.4" round x 4.5" height			
Limited Warranty	5 Years			

Electrical Summary

120-277V LED 0-10V dimmable single internal Class P driver; power factor @5000K is >0.9. Driver features 12-24V auxiliary output. Dim-to-off functionality. Driver secured to ADC12 aluminum frame for optimized cooling and extended operating life. Drive current: 25W: 500mA; 40W: 820mA; 60W: 1250mA; 65W: 1380mA. Electrical components designed for operation in ambient temperatures of -40°F to 104°F (-40°C to +40°C).

Auxiliary Power



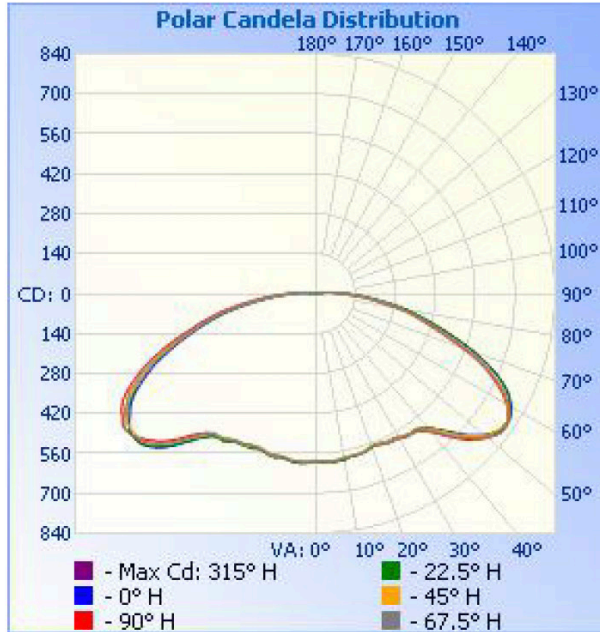
The industry-leading premium drivers included in the FSPG series feature dim-to-off functionality and a 12-24V auxiliary output, allowing easy and rapid integration of your controls.

DLC QPL Product Identification

Configuration	Product ID
FSPG-25W-40K	PLILMKJ4PWER
FSPG-25W-50K	PLZGXHCWKEBL
FSPG-40W-40K	PL4U8SJXY3QN
FSPG-40W-50K	PLKX9H1FP8N7
FSPG-60W-40K	PL2MZZ2897MZ
FSPG-60W-50K	PL1MCRD018VT
FSPG-65W-40K	PLF67RX9UPQC
FSPG-65W-50K	PLOILM615ALX

FSPG Series Photometry

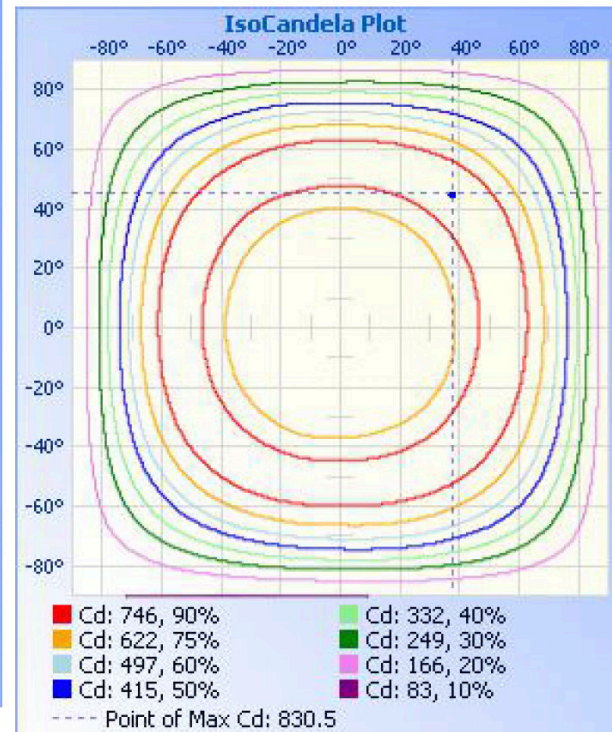
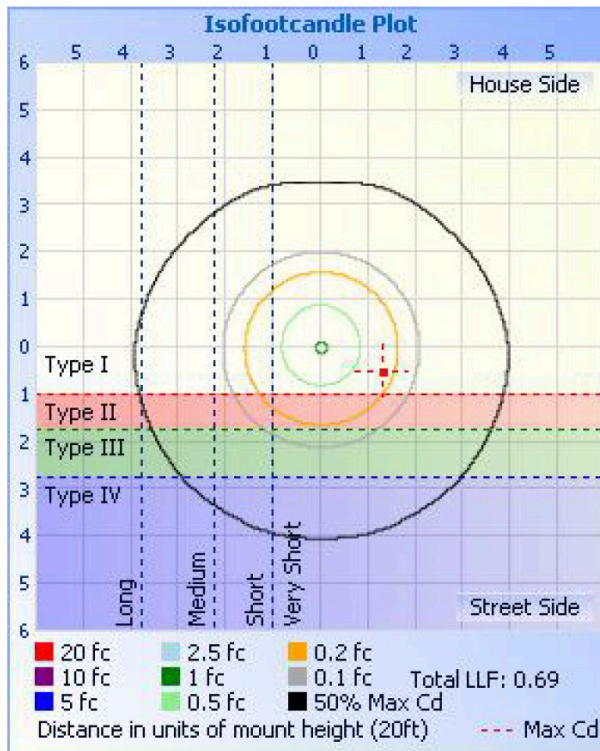
25W 4000K



Illuminance at a Distance

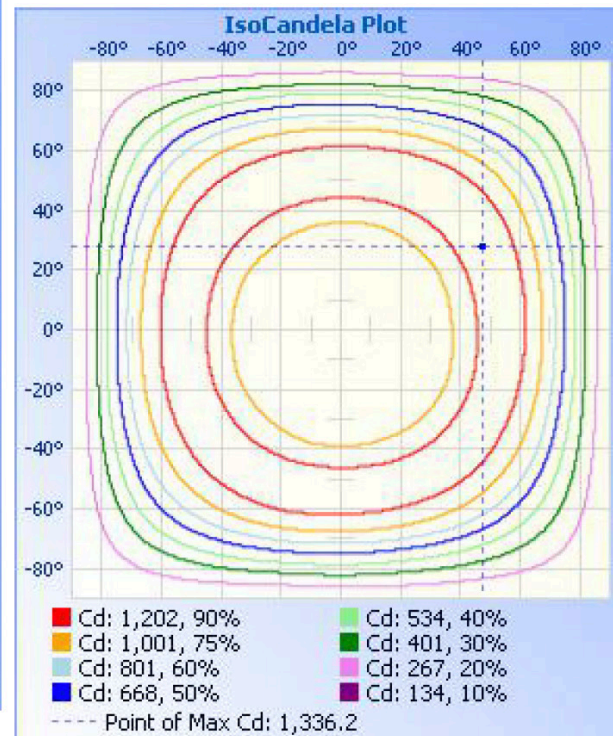
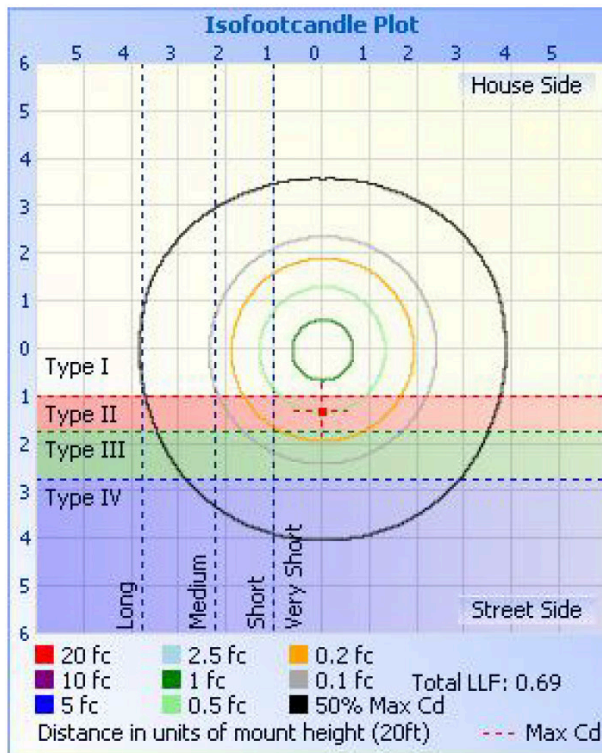

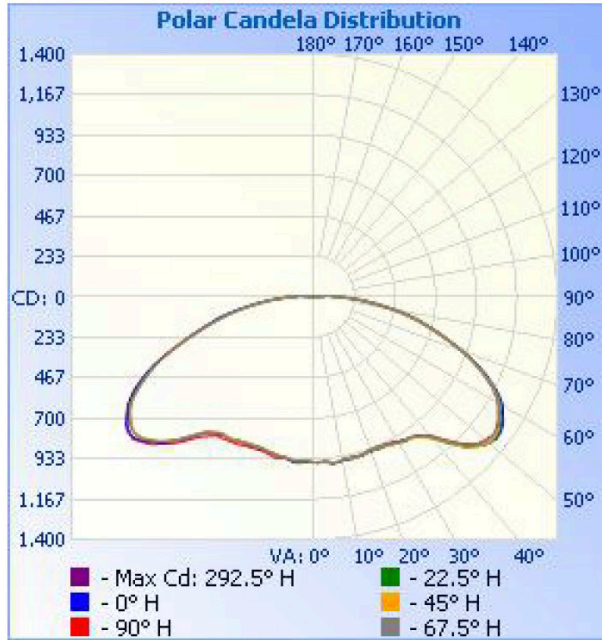
	Center Beam fc	Beam Width	
3.3ft	53.8 fc	19.7 ft	17.3 ft
6.6ft	13.5 fc	39.4 ft	34.6 ft
9.9ft	6.0 fc	59.1 ft	51.9 ft
13.2ft	3.4 fc	78.7 ft	69.3 ft
16.5ft	2.2 fc	98.4 ft	86.6 ft
19.8ft	1.5 fc	118.1 ft	103.9 ft

■ Vert. Spread: 142.9°
■ Horiz. Spread: 138.3°



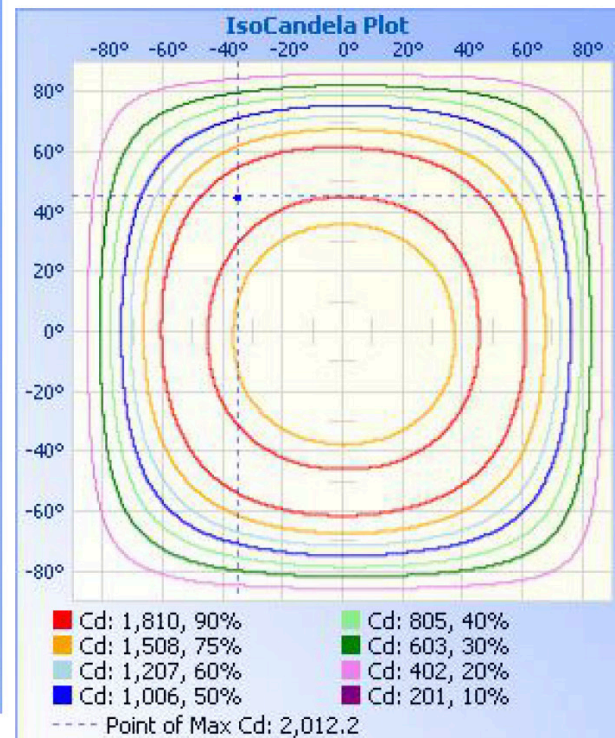
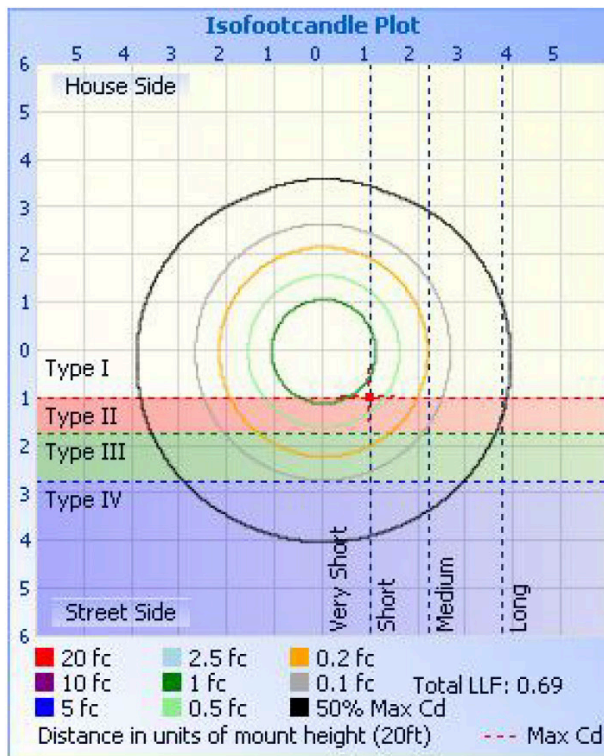
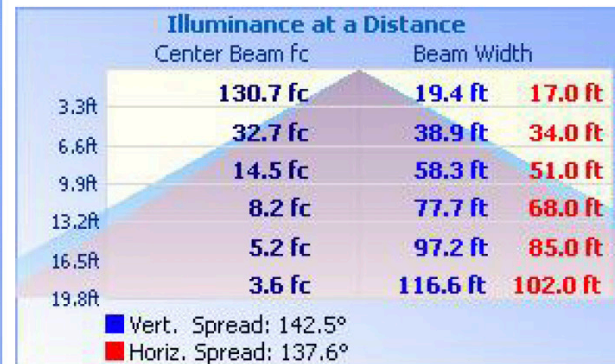
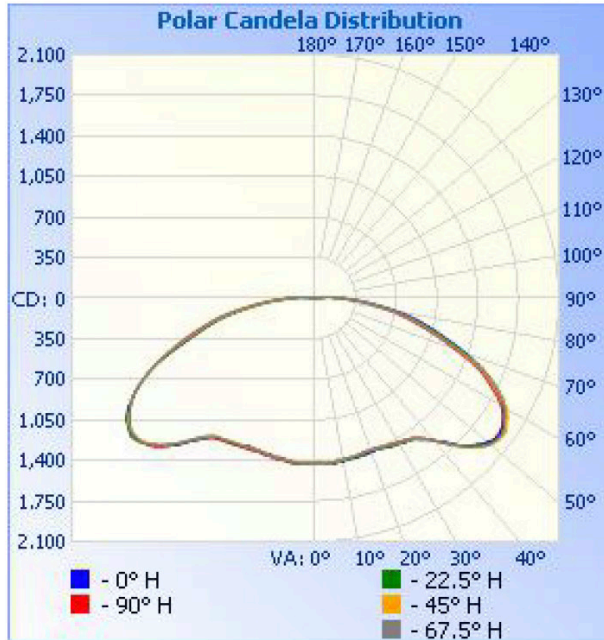
FSPG Series Photometry

40W 4000K



FSPG Series Photometry

60W 4000K



FSPG Series Photometry

65W 4000K

