

FSTRSC**SMART STAIRWELL
CUTOFF SERIES**

Fidelux FSTRSC Smart Stairwell Cutoff Series provides a wide range of installation options including mid-wall, corner, and 90 degree mounting where wall and ceiling meet.

The FSTRSC is perfect for all stairwells located in commercial, hospitality and multi-family applications. Additionally, this sleek luminaire can be used for continuous, even light when mounted vertically along a wall. This series offers an L70 of 216,000 hours while designed to deliver superior light distribution. The FSTRSC is available in 2' and 4' lengths with multiple lumen packages and tunable CCT.

- Impact-resistant frosted acrylic lens
- Energy efficient performance up to 131 lm/W

HOUSING 22 gauge post-painted white powder coated steel. Four embossed footings and two 7/8" knockouts on back of housing; one 7/8" and one 7/16" knockout on endcaps.

LENS Snap on, contoured, 88% transmission IK08 impact-resistant frosted acrylic lens with internal lineal ribs.

LEDS Beam spread 120 degrees. LM-80 tested. CRI >80. Operating life is 216,000 hours (L70).

ELECTRICAL 120-277V LED plug-in power supply, power factor >0.9. Drive current 150mA for 2' 30W units. Drive current 150mA for 4' 40W units. Emergency Packs available (option EM).

TEMPERATURE The FSTRSC series is designed to operate in temperatures of -4°F to 113°F (-20°C to +45°C). EM operating temperatures 32°F (0°C) to 122°F (50°C).

ACCESS / WIRING Toolless access. LED tray snaps onto the housing via spring clips and can be removed without tools. LED tray includes dual tethers for easier installation and maintenance. Plug-in driver.

- Durable post-painted finish
- 216,000 hour operating life (L70)

MOUNTING Suitable for wall mounting individually or in continuous rows. Toolless access. *In continuous row mounting, EM packs cannot be supplied in each unit due to test switch location.*

WEIGHT 2' units 3.85 lbs; with EM 4.55 lbs. Weight of 4' unit is 7.6 lbs; with EM 8.6 lbs.

LISTINGS ETL listed Damp Location.

WARRANTY 10 year limited warranty.

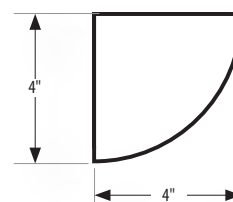
EMERGENCY POWER Optional EM Backup battery packs available with 90 min minimum duration for 2' (995 lm) and 4' (1922 lm). *In continuous row mounting, EM packs cannot be supplied in each unit due to test switch location.* See the EM spec for details.

Project _____

Catalog Number _____

Type _____

Date _____



2' AND 4' LENGTHS

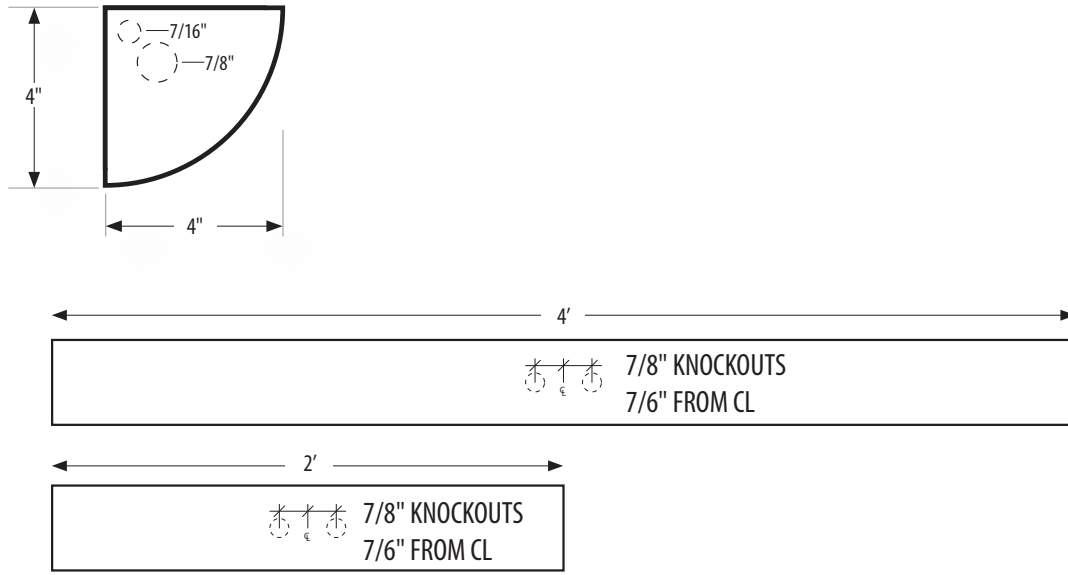
**Ordering Guide**

Example: FSTRSC-4FT-40W-40K*-EM15

Series	Length	Wattage	CCT	Emergency
FSTRSC	2FT	2' Units	30K 3000K	2' Units
		10W, 14W, 20W, 30W	35K 3500K	EM8
	4FT	4' Units	40K 4000K	4' Units
		12W, 18W, 25W, 40W	50K 5000K	EM15

*When searching DLC, please use "XXX" in place of a specific CCT; Example: FSTRSC-4FT-40W-XXX

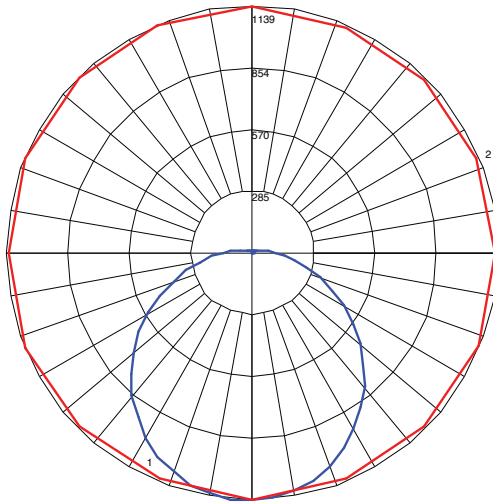
Dimensions



Photometrics

FSTRSC-2FT-30W-XXK

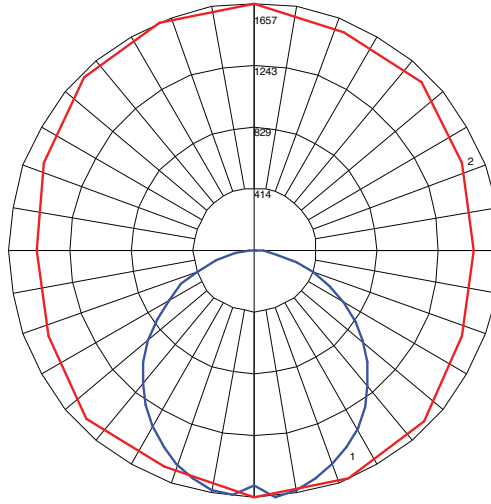
FSTRSC-4FT-40W-XXK



Maximum Candela = 1139.018 Located At Horizontal Angle = 157.5, Vertical Angle = 5

1 - Vertical Plane Through Horizontal Angles (157.5 - 337.5) (Through Max. Cd.)

2 - Horizontal Cone Through Vertical Angle (5) (Through Max. Cd.)



Maximum Candela = 1657.265 Located At Horizontal Angle = 90, Vertical Angle = 5

1 - Vertical Plane Through Horizontal Angles (90 - 270) (Through Max. Cd.)

2 - Horizontal Cone Through Vertical Angle (5) (Through Max. Cd.)

FSTRSC Series Specification Summary

	FSTRSC-2FT	FSTRSC-2FT	FSTRSC-2FT	FSTRSC-2FT	FSTRSC-4FT	FSTRSC-4FT	FSTRSC-4FT	FSTRSC-4FT
Wattage	10W	14W	20W	30W	12W	18W	25W	40W
Efficacy lm/W @ 5000K	127.2	128.3	127.6	122.3	128.1	131.5	129.5	126.1
Lumens @ 3000K	1152.79	1655.84	2291.21	3494.39	1576.75	2206.46	3112.9	4858.48
Lumens @ 3500K*	1129.73	1622.72	2311.21	3516.39	1545.22	2260.32	3132.9	4878.48
Lumens @ 4000K	1194.07	1702.91	2348.75	3596.4	1597.66	2280.31	3171.42	4976.72
Lumens @ 5000K	1242.74	1767.97	2439.71	3728.93	1643.52	2342.02	3308.73	5127.23
CRI	3000K: 82.6 3500K: 83.4 4000K: 85.7 5000K: 83.2							
THD @ 277VAC	15.40%							
Color Temperatures	3000K / 3500K / 4000K / 5000K							
Dimming	0-10V, 5-100%							
Input Voltage Options	100-277VAC							
Qualifications / DLC Primary Use	Stairwell and Passageway Luminaires							
Power Factor	0.951	0.964	.876	.883	0.96	0.894	0.877	.98
Beam Spread	120°							
L70 Lifespan (TM21)	216,000 hours							
Ambient Working Temp	-4°F to 113°F (-20°C to +45°C)							
Max Dimensions (in)	24" x 4" x4"				48" x 4" x 4"			
Total Weight	3.84 lbs				6.7 lbs			
Limited Warranty	10 Yrs.							

Values are nominal

FSTRSC Series Emergency Power Performance Summary

Fixture	10W Units	12W Units	14W Units	18W Units	20W Units	25W Units	30W Units	40W Units
FSTRSC-2FT-EM8	922 lm		946 lm		976 lm		995lm	
FSTRSC-4FT-EM15		1970 lm		1951 lm		1984 lm		1922 lm

Values are nominal