

FSWP-FC

SMART WALLPACK SMALL FULL CUTOFF SERIES

The Fidelux FSWP-FC Smart Wallpack Full-Cutoff Series provides bright cutoff illumination while maintaining a compact footprint and IP65 certification.

This series is designed for wall-mounted outdoor applications such as over-the-door, egress lighting, perimeter/accent illumination, and security lighting.

- Polycarbonate lens
- Energy efficient performance up to 139 lm/W
- Die-cast aluminum housing

- Durable powder coated bronze finish
- >60,000 hour operating life (L70)
- 0-10V Dimming

HOUSING Die-cast aluminum gasketed housing with powder coated bronze finish. (5) 3/4" knockouts. Embossed angle guide.

LENS Polycarbonate, 88% transmission.

LEDS Type II distribution. Beam spread 108.5 degrees. LM-80 tested. CRI >70. Operating life >60,000 hours (Calculated), 54000 (Reported) (L70). CCT 30K / 40K / 50K. CCT Selectable via internal switch.

ELECTRICAL 100-277V, 50/60 Hz, power factor >0.9. THD <20%. Drive current 15W: 0.15A; 30W: 0.31A; 50W: 0.51A; 80W: 0.81A.

CONTROLS AND SENSORS 0-10V dimmable standard. Photocell optional.

TEMPERATURE Designed to operate in temperatures of -40°F to 122°F (-40°C to 50°C).

ACCESS / WIRING Access to internal components via hinged housing accessible with single cross-head screw. (5) 3/4" gasketed cross-head conduit entries.

MOUNTING Wall and vertical surfaces. Lift-off hinged component assembly easily detaches from housing for ease of handling and rapid mounting. Includes adhesive gasket for seal to mounting surface.

WEIGHT 15/30W units 3 lbs; 50W units 4.4 lbs; 80W units 4.85 lbs.

LISTINGS DLC Premium. UL Wet Location. IP65.

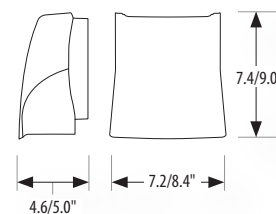
WARRANTY 5 year limited warranty.

Project _____

Catalog Number _____

Type _____

Date _____



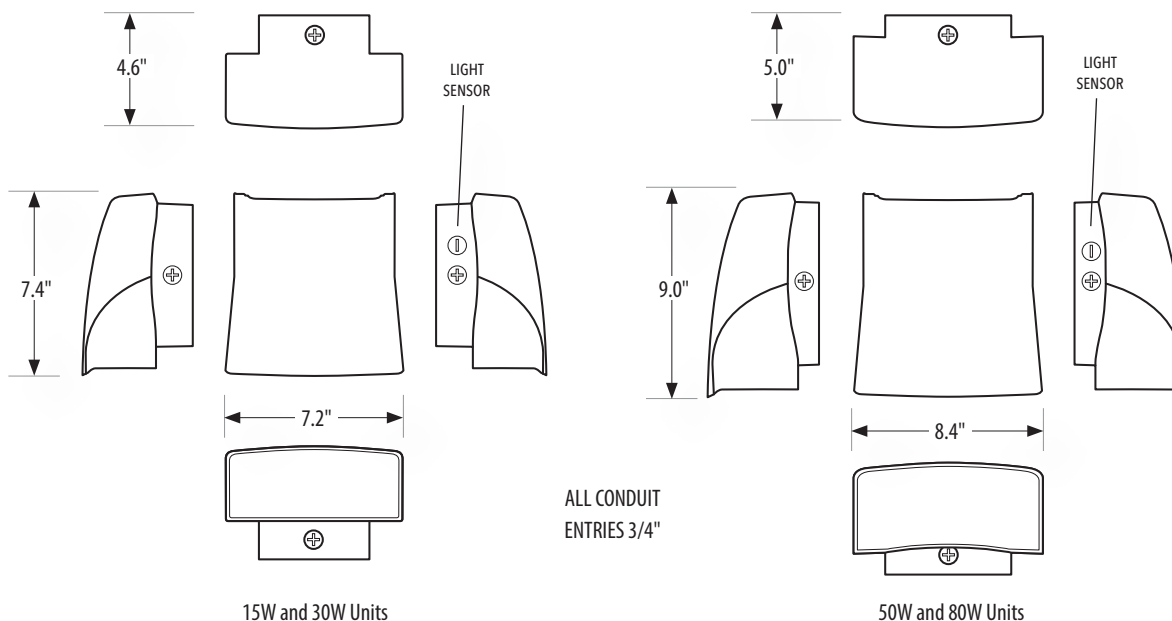
Ordering Guide

Example: FSWP-FC-30W-40K-UNV-D

Series	Wattage	CCT	Voltage	Options
FSWP-FC	15W 30W 50W 80W	30K 3000K 40K 4000K 50K 5000K	UNV-D 120/277V, 0-10V Dimming STD	PC Photocell

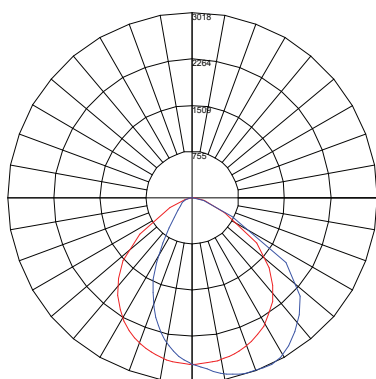
FSWP-FC is full cutoff when mounted and aimed vertically
Please see Specification Summary on Page 2 for DLC Product ID.

Dimensions



Photometrics

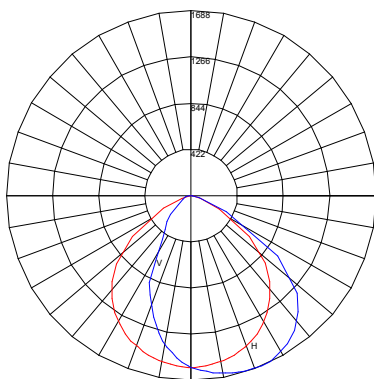
FSWP-15W



Axial Candela

Maximum Candela = 793.7
Located At Horizontal Angle = -5
Vertical Angle = 13

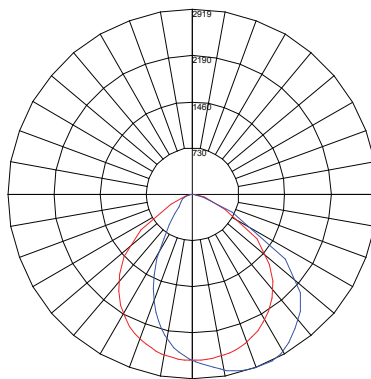
FSWP-30W



Axial Candela

Maximum Candela = 1687.9
Located At Horizontal Angle = 0
Vertical Angle = 22.5

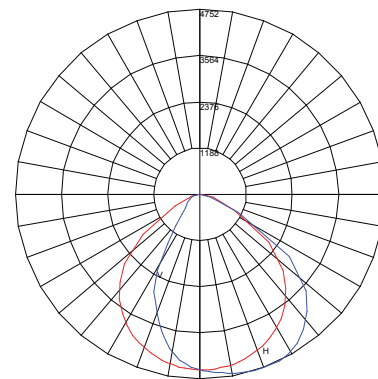
FSWP-50W



Axial Candela

Maximum Candela = 3018.1
Located At Horizontal Angle = 0
Vertical Angle = 22.5

FSWP-80W



Axial Candela

Maximum Candela = 4752.095
Located At Horizontal Angle = 0
Vertical Angle = 25.5

FSWP-FC Series Specification Summary

	FSWP-FC-15W	FSWP-FC-30W	FSWP-FC-50W	FSWP-FC-80W
DLC Primary Use	Outdoor Non-Cutoff and Semi-Cutoff Wall Mounted Area Luminaires			
DLC Product ID	PI9HGA9Y	PZH3RWED	PX8HVVDZ	PF3RMJ09
Input Wattage	14W	29.4W	51W	80.1W
Efficacy Range lm/W	125.79 - 136	120.4 - 129.69	124.1 - 134.94	128.39 - 139.13
Lumens @ 3000K	1728	3540	6329	10284
Lumens @ 4000K	1904	3813	6882	11144
Lumens @ 5000K	1852	3768	6622	10835
CRI	74	72+	72+	72+
THD @ 277VAC	<=20%			
Color Temperatures	3000K / 4000K / 5000K			
Dimming	0-10V			
Input Voltage Options	100-277VAC			
Power Factor	>.9			
Beam Spread	108.5°			
L70 Lifespan (TM21)	>60,000 hours			
Ambient Working Temp	-40°F to 122°F (-40°C to 50°C)			
Max Dimensions (in)	4.6"D x 7.2"W x 7.4"H		5.0"D x 8.4"W x 9.0"H	
Total Weight	3.0 lbs		4.4 lbs	4.85 lbs
Limited Warranty	5 Yrs.			

Values are nominal