

## FSWP-NC

### SMART WALLPACK NON CUTOFF SERIES

The Fidelux FSWP-NC Smart Wallpack Non-Cutoff Series provides high light levels in a highly durable weather-resistant package. This series is designed for wall-mounted outdoor applications such as over-the-door, egress lighting, perimeter/accent illumination, and security lighting environments.

- Borosilicate glass lens
- Energy efficient performance up to 157 lm/W
- Die-cast aluminum housing

**HOUSING** Die-cast aluminum housing with powder coated bronze finish. Multiple conduit entries. Embossed angle guide.

**LENS** Borosilicate glass, 88% transmission.

**LEDS** Beam spread 95 degrees. CRI >80. Operating life >54,000 hours (L70). Selectable CCT.

**ELECTRICAL** 120-277V, 50/60 Hz, power factor >0.9. THD <20%. Drive current 29W: 0.3A; 40W: 0.4A; 60W: 0.6A; 80W: 0.85A; 100W: 1.0A. 10Kva Surge Protector standard.

**CONTROLS AND SENSORS** 0-10V dimmable standard. Photocell optional.

**TEMPERATURE** Designed to operate in temperatures of -40°F to 122°F (-40°C to 50°C).

- Durable powder coated bronze finish
- >54,000 hour operating life (L70)
- 0-10V Dimming

**ACCESS / WIRING** Hinged, removable housing front provides easy access for mounting and maintenance. Front housing secured with two screws. Wiring via rear, side, and bottom conduit entries.

**MOUNTING** Hinged, removable housing front provides easy access for mounting and maintenance. Wall mounting via screws to existing junction box or directly to surface.

**WEIGHT** 29W: 5lbs / 40W+: 8lbs

**LISTINGS** DLC Premium. UL Wet Location. IP65.

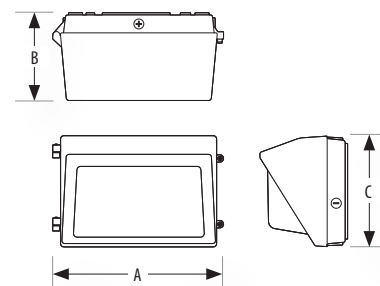
**WARRANTY** 5 year limited warranty.

Project \_\_\_\_\_

Catalog Number \_\_\_\_\_

Type \_\_\_\_\_

Date \_\_\_\_\_



	A	B	C
29W	9.5"	8"	7.5"
40, 60, 80, & 100W	13"	9"	8"

## Ordering Guide

Example: FSWP-NC-40W-40K-UNV-D

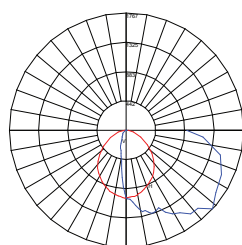
Series	Wattage	CCT	Voltage	Options
FSWP-NC	29W 40W 60W 80W 100W	30K 3000K 40K 4000K 50K 5000K	UNV-D 120/277V, 0-10V Dimming STD	PC Photocell

Please see Specification Summary on Page 2 for DLC Product ID.



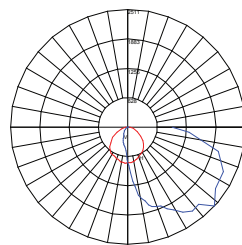
## Photometrics

FSWP-NC-29W



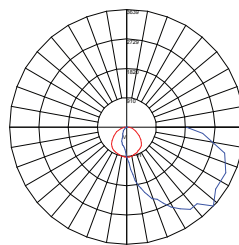
Axial Candela  
Maximum Candela = 1766.795  
Located At  
Horizontal Angle 0  
Vertical Angle = 47.5

FSWP-NC-40W



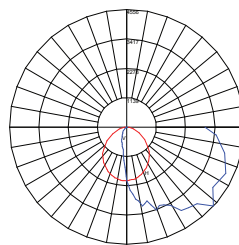
Axial Candela  
Maximum Candela = 2510.99  
Located At  
Horizontal Angle 0  
Vertical Angle = 47.5

FSWP-NC-60W



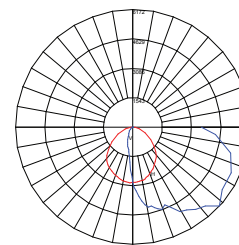
Axial Candela  
Maximum Candela = 3639.045  
Located At  
Horizontal Angle 0  
Vertical Angle = 47.5

FSWP-NC-80W



Axial Candela  
Maximum Candela = 5259.57  
Located At  
Horizontal Angle 0  
Vertical Angle = 47.5

FSWP-NC-100W



Axial Candela  
Maximum Candela = 6172.32  
Located At  
Horizontal Angle 0  
Vertical Angle = 47.5

## FSWP-NC Series Specification Summary

	FSWP-NC-29W	FSWP-NC-40W	FSWP-NC-60W	FSWP-NC-80W	FSWP-NC-100W
DLC Primary Use	Outdoor Non-Cutoff and Semi-Cutoff Wall Mounted Area Luminaires				
DLC Product ID	PH6I4YJG	PPH7Y1MN	PQ6WPYO1	PTBHVPIE	PY9PMC9Y
Input Wattage	28.7W	39.2W	57.8W	81.3W	101W
Efficacy Range lm/W	145.16 - 154.77	133.62 - 145.77	134.60 - 148.49	148 - 157.07	144.72 -155.89
Lumens @ 3000K	4166	5238	7780	12032	14617
Lumens @ 4000K	4442	5714	8583	12770	15745
Lumens @ 5000K	4298	5553	8084	12245	15172
CRI	80+				
THD @ 277VAC	<=20%				
Color Temperatures	3000K / 4000K / 5000K				
Dimming	0-10V				
Input Voltage Options	100-277VAC				
Power Factor	>.9				
Beam Spread	110°				
L70 Lifespan (TM21)	>54,000 hours				
Ambient Working Temp	-40°F to 122°F (-40°C to 50°C)				
Dimensions	8"D x 9.5"W x 7.5"H	9"D x 13"W x 8"H			
Weight	5 lbs	8 lbs			
Limited Warranty	5 Yrs.				

Values are nominal